

Apartment meter

Vane wheel, cold and warm tap water
Residia Jet

AT 7080A, 7085A

Internet variants


Dimension range	PN	Temperature range	Material
G 3/4-G 1	10	+1 °C to 50 °C respective. +1 °C to 90° C	Brass alt. composite

Range of application

For measuring cold and warm water in apartments, single-family houses or smaller units of measurements with registration of used amount.

UGE.35 Flow meter, tube mounted with digital display, accumulated value

- Apartment meter made of brass, 7080A-.....KV alt. VV for cold/warm tap-water, Q3 2,5 m³/h, DN, PN 10. With a remote reading module, type..., AT 7275RES-...
- Apartment meter made of brass with a mounted M-bus module, 7080A-.....KVM alt. VVM for cold/warm tap-water, Q3 2,5 m³/h, DN, PN 10. With a remote reading module, type AT 7275RES-M mounted.
- Apartment meter made of composite, 7085A-.....KV alt. VV for cold/warm tap-water, Q3 2,5 m³/h, DN, PN 10. With a remote reading module, type..., AT 7275RES-...
- Apartment meter made of composite with a mounted M-bus module, 7085A-.....KVM alt. VVM for cold/warm tap-water, Q3 2,5 m³/h, DN, PN 10. With a remote reading module, type AT 7275RES-M mounted.



AT 7085A+module

Quality assurance

AT 7080A/7085A: MID-certificare, including CE-marking

Material specification

Pos	Component	AT 7080A	AT 7085A
1	Body	Brass GK-MS 60	Composite Grivory GV-5 FWA
2	Counter	Plastic	Plastic
3	Vane wheel	Plastic	Plastic
4	Bearing pin	Saphir	Saphir

Dimension and weight

	AT 7080A15	AT 7080A20
Nominal flow Q₃ , m³/h, Meter size	2,5	2,5 (alt. 4)
Connection after connection	DN 15	DN 20
A (overall length)	110 (alt. 80)	130
B (height)	76	76
Height including remote module	86	86
C (Width tot)	70	70
D (connection)	G 3/4	G 1
Connection meter	G 1/2	G 3/4
Weight	0,45 (0,41 at alt. 80)	0,48

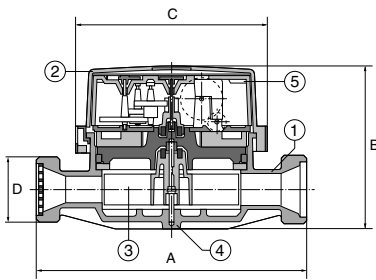
Q₃ nominal flow according to KVMD (EEG).

Dimension in mm, weight in kg

Apartment meter

Vane wheel, cold and warm tap water
Residia Jet

AT 7080A, 7085A



Function and design

The water meter is a single-jet, dry dial water meter. The vane wheel is the only moving part in the water, and downshift occurs completely torrentially with magnetic coupling.

Scroll figures with 5 integers and 3 decimal places. The digit pulleys with decimals are red and with a minimum reading in liters.

The counter can rotate 355° to obtain a comfortable reading of the meter's roller digit. The meter's display board is protected against external magnetic impact according to EN 14154, throughout the measurement range.

The meter is prepared for connection of the remote reading module as shown below:

- M-bus module(Residia-M), for systems conforming to EN 13757-3 (IEC 870/EN 1434-3). The telegram displays the meter index and manufacturing number. The resolution of the meter index is 1 liter. Reading can be done via primary- or secondary address.
- Puls module (Residia-P), for digital pulses to, for example, counters. The pulse output takes into account the flow direction of the gauge (possibly reversed flows). Reversed flows must be compensated with identical advances before any more pulse signals are given. This means that no pulse signals are given during this time, even if the gauge recalculates. The module can be delivered with pulse weight 1, 10, 100 or 1000 liters per pulse. Note that it is not possible to change the weight.

The composite meter, AT 7085, is, for example, used for "aggressive" water. Composite completely complies with the drinking water rules. The material results in lower energy consumption in manufacturing and gives 40% lower weight than the corresponding metal gauge.

Technical data

Flow , Q_3 m ³ /h	2,5	4
Short-term overload, Q_4 m ³ /h	3,13	5
Limit flow, Q_2 l/h		
- horizontal installation, counter upwards	50	
- vertical installation, counter aside	80	
Minimum flow, Q_1 l/h		
- horizontal installation, counter upwards	30	50
- vertical installation, counter aside	60	100
Max. working pressure, bar	10	10
Test pressure, bar	16	16
Pressure drop at flow Q_3 , kPa	63	xx
Max water temperature, °C		
- Cold water execution	30	30
- Warm water execution	90	90
Counter area, m ³	100000	1000000
Min. reading (only for unmounted remote reading module)	0,1	0,1
Maximum allowed error display:		
- Flow range Q_1 - Q_2	±5%	±5%
		cold water execution.
		±2%,
- Flow range Q_2 - Q_4		warm water execution.
		±3%

*) Q_3 permanent flow according to MID.

Plåten till ändringar utan föregående meddelande förbehålls.
Armatec ansvarar inte för eventuella tryckfel eller misstänksfel.
Dokumentet får kopieras endast i sin helhet.

Apartment meter

Vane wheel, cold and warm tap water
Residia Jet

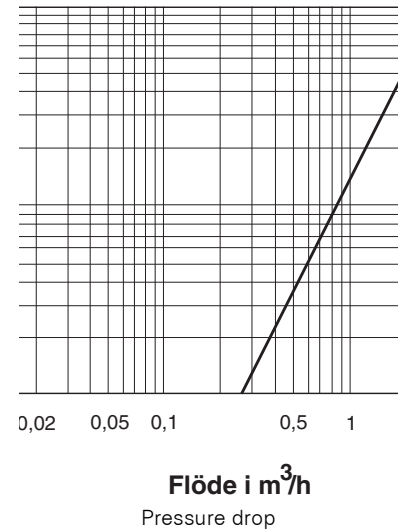
AT 7080A, 7085A

Sizing

The meter size is adapted to the normal consumption of an apartment or a single-family house. For other dimensioning cases, value for maximum permissible continuous load.

Accessories and options

Accessories	Ordering number
Water meter Connection G3/4, G1	AT 7056A15 / AT 7056-20 x 2 st.
Water meter console , Stainless steel 110 mm, DN15, with clutches and gaskets	
- Single console without a valve	AT 7358-110
- Single onsole with a valve	AT 7358-110V
- Double bracket without a valve	AT 7358-110-2
- Double bracket with a valve (inlet)	AT 7358-110-2V
Spacer , stainless steel (gasket required)	
- 110 mm. G 3/4	AT 7055R15-110
Fiber gasket	AT 7068-15 / AT 7068-20
Remote reading module , see seperate product sheet; AT 7275RES	
- M-bus module	AT 7275RES-M
	AT 7275RES-PD1, AT 7275RES-PD10, AT 7275RES-PD100
- Pulse module1, 10 or 100 liters/pulse	AT 7275RES-VM
- wM-bus module	AT 7275RES-VM
- Armatec Radio module	AT 7275ARES-R



Accessories and options

Variants	Ordering number
	Cold water (KV) Warm water (VV)
Meter with another overall length or connection	
- Meter made of brass DN15/Q ₃ 2,5/overall length 80mm	AT 7080A15KV-80, -15VV-80
- Meter made of brass DN20/Q ₃ 2,5/overall length 130mm	AT 7080A20KV, -20VV
- Meter made of brass DN20/Q ₃ 4/overall length 130mm	AT 7080A20-2,5KV, -20-2,5VV
Meter with pre-mounted and parametric remote reading module	
- Meter made of Composite DN15/Q ₃ 2,5/overall length 110mm, including M-bus module	AT 7085A15KVM, -15VVM

Installation

The meter can be mounted both horizontally and vertically or with the numerical table facing the side. During a vertical mounting or mounting with the numerical table facing the side, a lower R-value (R40) and a higher Q2-value are obtained.

To ensure long-term operating of the water meter, always install a meter console (see **Accessories and options**).

Shut-off valves should always be mounted to the console's inlets and outlets. The backflow protection after the water meter, should be a protection module type EA (controllable check valve) AT 1159 with a shut-off valve mounted on the inlet side. Before installing the water meter, it is important to clean the pipeline. Mount

Apartment meter

Vane wheel, cold and warm tap water
Residia Jet

AT 7080A, 7085A

the meter with its flow arrows in the correct flow direction.

For installation of remote reading module, see product sheet 7275RES.

When installing remote reading modules, the sealed cover is removed and replaced with a remote reading module. Protective film on the module must be removed before the assembly. The supplied sealing tape is attached over the joint between the meter housing and the remote reading module to detect engagement or manipulation.

Remote reading modules: see separate product sheet AT 7275RES

Maintenance and spare parts

Spare parts to the meter are not provided, however remote reading modules are replaceable after the battery has run out.

Marking

The meters are marked with SENSUS Residia, manufacturing number with an EAN-code, size Q₃, as well as a max. temperature of 30°C resp. 90°C.

The colour of the indicate-riser, indicates the temperature; Blue = Cold and Red = Hot.

Apartment meter

Vane wheel, cold and warm tap water
Residia Jet

AT 7080A, 7085A

How to order

	Ordering number	RSK-number
	Cold water (KV)	
	Warm water (VV)	
Standard output meter, prepared for remote reading	AT	518 40
	7080A15KV	52
- Brass, DN15/Q ₃ 2,5/110mm	AT	518 40
	7080A15VV	59
	AT	518 40
	7085A15KV	66
- Composite, DN15/Q ₃ 2,5/110mm	AT	518 40
	7085A15VV	68
Meter with another overall length or connection	AT	
	7080A15KV	
	-80	518 40
	AT	53
- Meter made of brass DN15/Q ₃ 2,5/overall length 80mm	7080A15VV	518 40
	-80	60
	AT	518 40
	7080A20KV	57
- Meter made of brass DN20/Q ₃ 2,5/overall length 110mm	AT	518 40
	7080A20VV	64
Meter with pre-mounted and parametric remote reading module	AT	
	7085A15KV	
	M	518 40
	AT	67
- Meter made of composite DN15/Q ₃ 2,5/overall length 110mm, including M-bus module Res M	7085A15VV	518 40
	M	69